


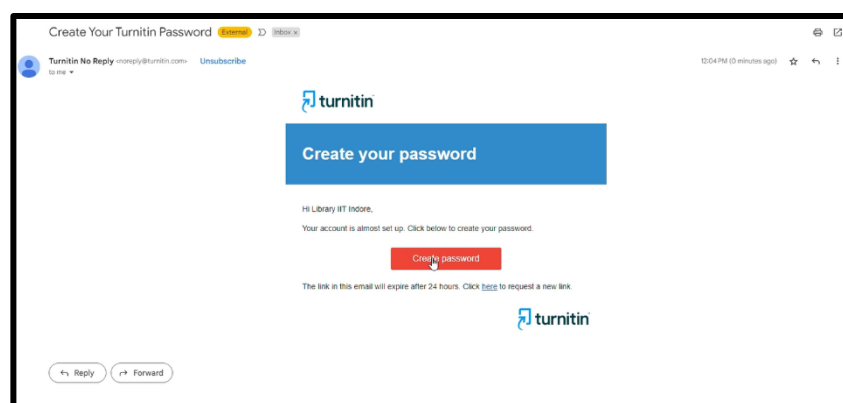
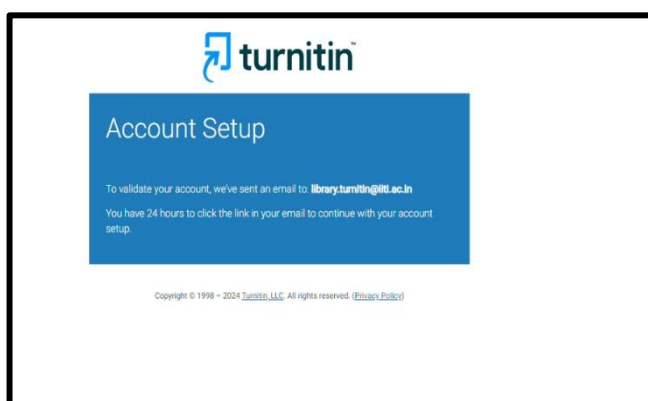
MANUAL TO SETUP THE TURNITIN INSTRUCTOR ACCOUNT




1. Click on the link received in the email from Turnitin Instructor Account setup

This is a screenshot of the "Account Setup" form on the Turnitin website. The form is titled "Account Setup" and asks the user to enter their email address and last name or family name. The email address field is pre-filled with "library.turnitin@iit.ac.in" and the last name field is pre-filled with "Library". There is a "Next" button at the bottom of the form. The Turnitin logo is at the top left of the form area.

2. Enter your registered institutional email ID and name



3. You will receive an email to set your password on registered email id.



Create Your Password

Create a password for your account. Your password must:

- have a minimum of 12 characters
- include at least one number
- include upper and lower case letters
- include at least one special character (~!@#\$%^&*()-+=[]{}|'";<,>?,/)


Password

Confirm Password

[Create Password](#) [Cancel](#)

Copyright © 1998 - 2024 Turnitin, LLC. All rights reserved. [Privacy Policy](#)

4. Click on the link and set your password.




Account Setup Complete

You can now log in to your account using your email address and password.

Learn more about your next steps by checking out our [quick start guides](#).

[Log in](#)

Copyright © 1998 - 2024 Turnitin, LLC. All rights reserved. [Privacy Policy](#)



Log in to Turnitin

Email address

Password

[Log in](#)

Or

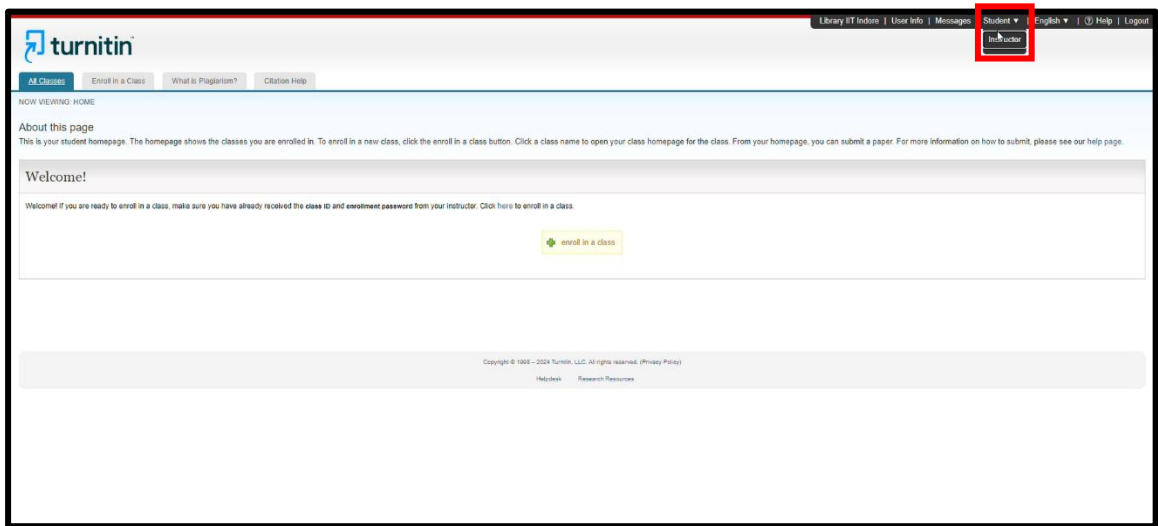
[Sign in with Google](#) [Log in with Clever](#)

Forgotten your password? [Click here](#).
Need more help? [Click here](#).

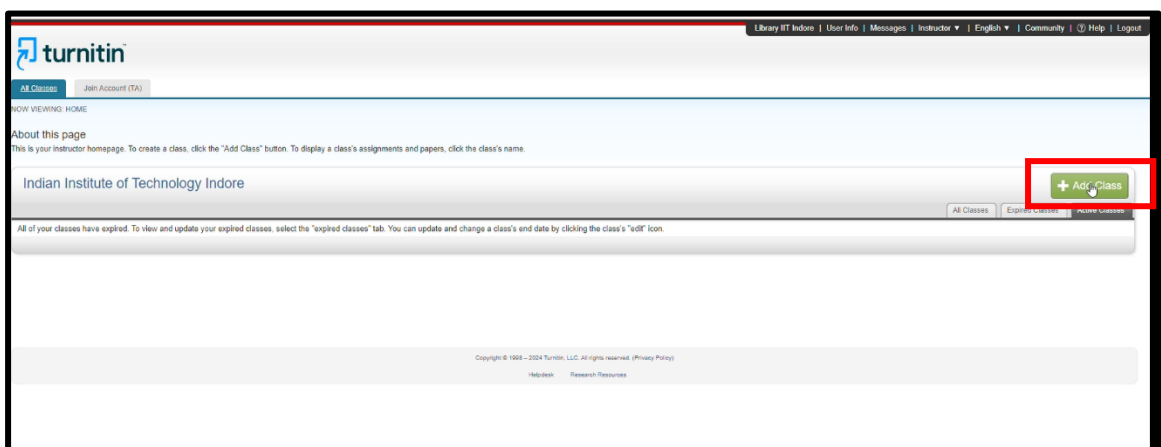
New user? [Click here](#).

Privacy Policy
We take your privacy very seriously. We do not share your details for marketing purposes with any external companies. Your information may only be shared with our third party partners so that we may offer our service.

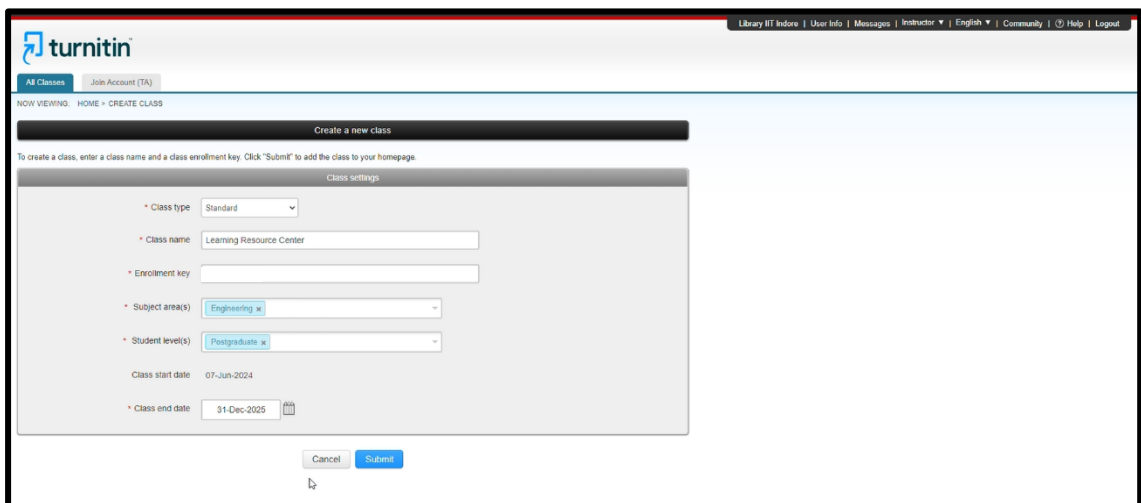
5. Login using the email id and password



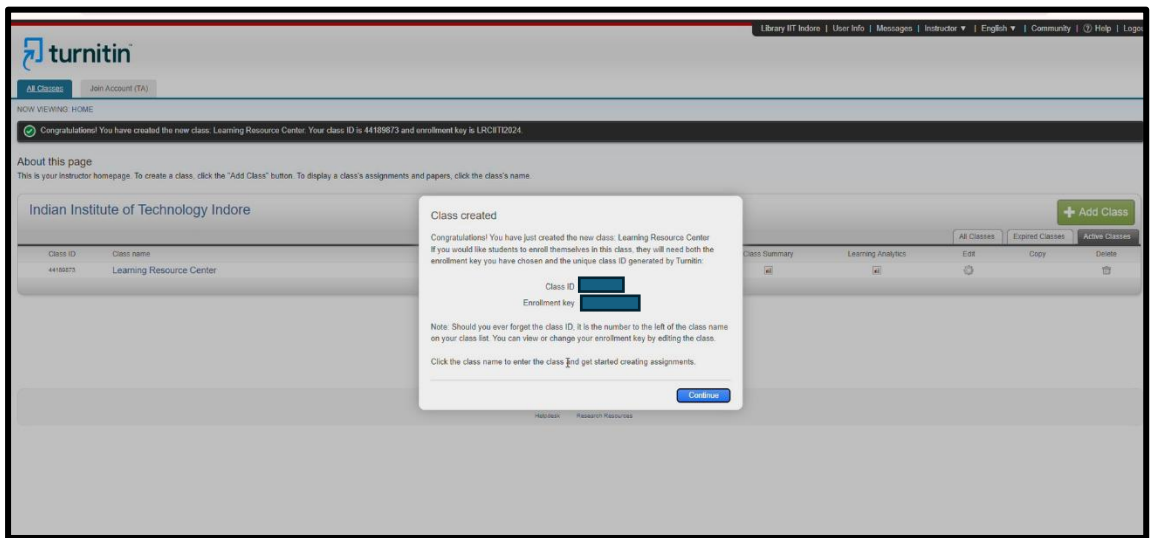
6. Change the interface from Student to Instructor



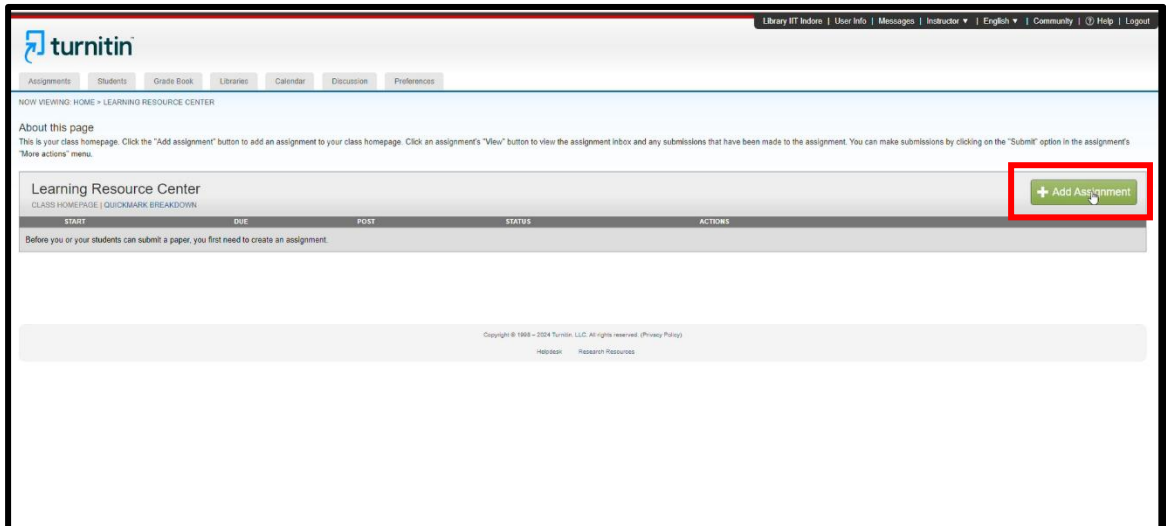
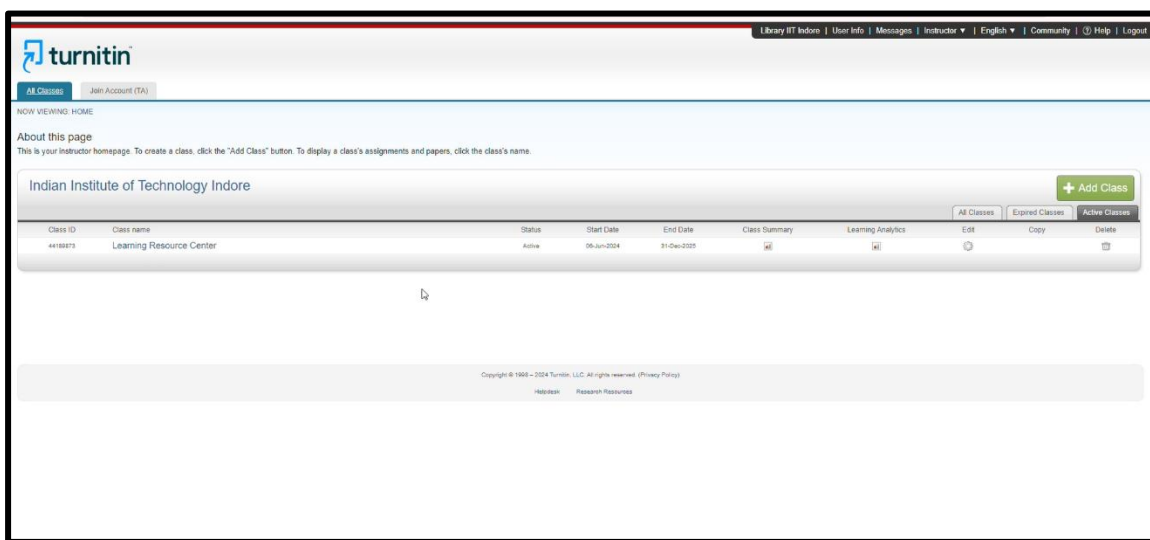
7. Click on “Add Class”



8. Enter the required details and provide the Enrolment Key.



9. Write down the Class ID and Enrolment Key for future reference.



10. Open the class and "Add Assignment"

turnitin

Library IT Index | User Info | Messages | Instructor | English | Community | Help | Logout

Assignments Students

NOW VIEWING: HOME > LEARNING RESOURCE CENTER

turnitin Create assignment

Assignment Details Rubric Report Settings

Title (required)

Paper Check

Instructions

Template

Upload Template

Scheduling

Start date (required)

08-08-2025 00:00

Due date (required)

13-07-2025 23:36

Feedback release date (required)

12-07-2025 23:59

Grading and feedback

Max points

100

☐ Hide student details for anonymous grading

[+ Attach Rubric](#)

Submission settings

☐ Allow late submissions

☒ Allow resubmissions until due date

☒ Allow unsupported file types

Create Assignment

Copyright © 1999-2025 Turnitin, LLC. All Rights Reserved. Privacy Policy

turnitin

Library IT Index | User Info | Messages | Instructor | English | Community | Help | Logout

Assignments Students

NOW VIEWING: HOME > LEARNING RESOURCE CENTER

turnitin Create assignment

Assignment Details Rubric Report Settings

These settings can be edited after creating your assignment.

Store submissions for comparison

Select whether to store submissions so they can be used for similarity checking.

☐ Private institutional repository

☐ General Turnitin repository

☒ Do not store the submitted papers

Generate report

☒ At time of submission

☐ On due date

Compare submissions

At least one source must be selected for comparison.

☒ General Turnitin repository

☒ Private institutional repository

☒ Internet content

☒ Periodicals, journals and publications

Report access

☒ Allow students to view Similarity Reports

Translated Matching

☐ Enable Translated Matching

Exclusions

☒ Exclude bibliographic materials

☒ Exclude quoted materials

☒ Exclude matches smaller than 8 words

You may only exclude small matches between 8 and 100 words.

Create Assignment

Copyright © 1999-2025 Turnitin, LLC. All Rights Reserved. Privacy Policy

11. Fill up the details in the assignment as displayed and click Create Assignment.

turnitin

Library IT Index | User Info | Messages | Instructor | English | Community | Help | Logout

Assignments Students

NOW VIEWING: HOME > LEARNING RESOURCE CENTER > CLASS HOME

About this page

This is your class homepage. Click the "Add assignment" button to add an assignment to your class homepage. Click an assignment's "View" button to view the assignment inbox and any submissions that have been made to the assignment.

Learning Resource Center

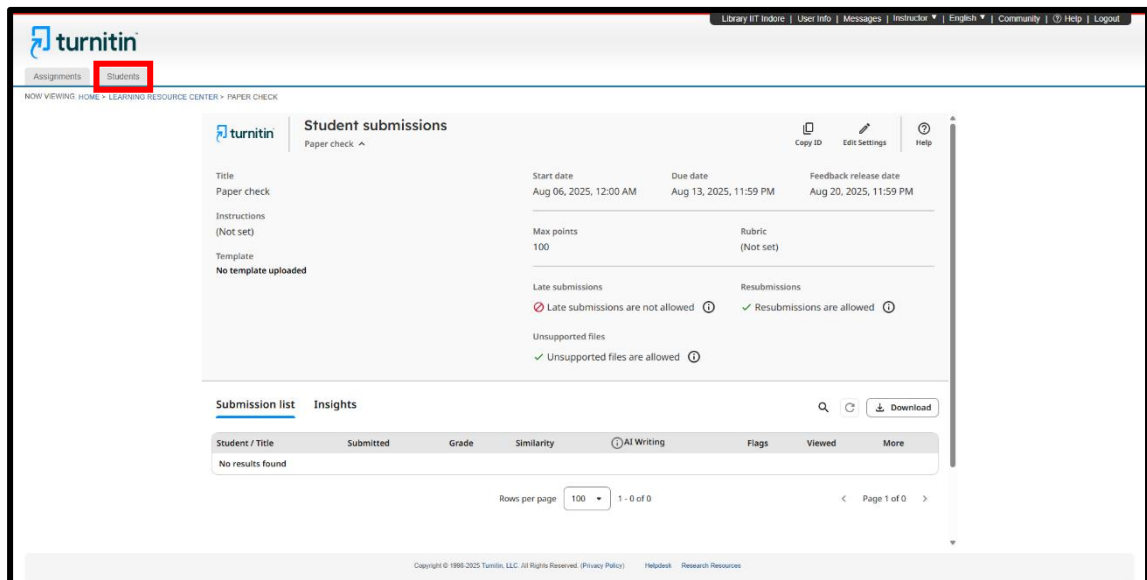
CLASS HOMEPAGE

[+ Add Assignment](#)

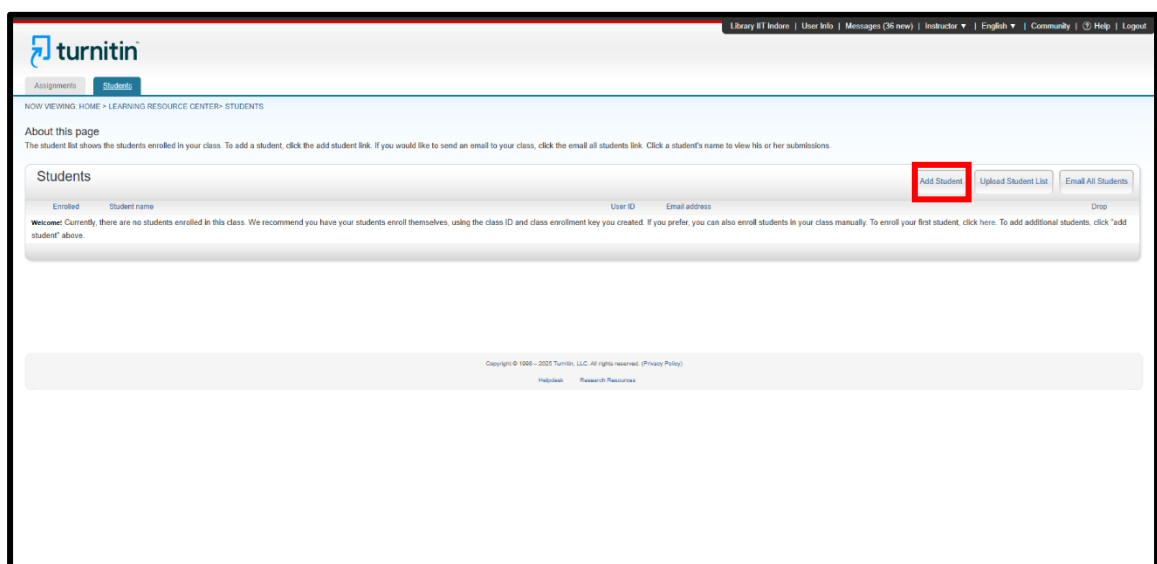
	START	DUE	POST	STATUS	ACTIONS
Paper check					
STANDARD (NEW)	Aug 6, 2025 12:00 AM	Aug 13, 2025 11:59 PM	Aug 20, 2025 11:59 PM	N/A	View More actions

Copyright © 1999-2025 Turnitin, LLC. All Rights Reserved. Privacy Policy

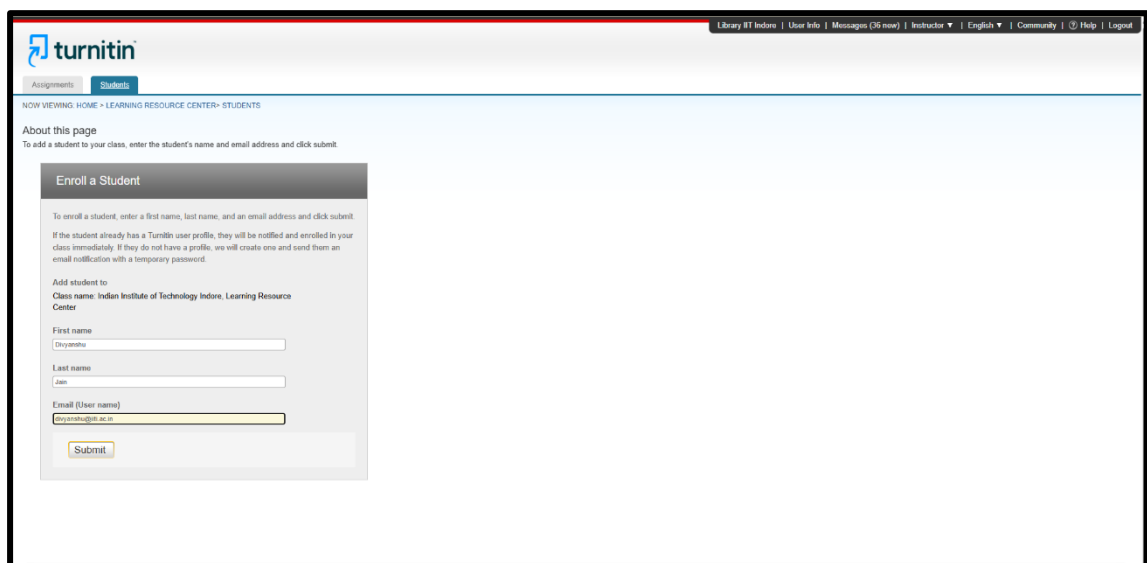
12. Once the assignment is created, click on the View.



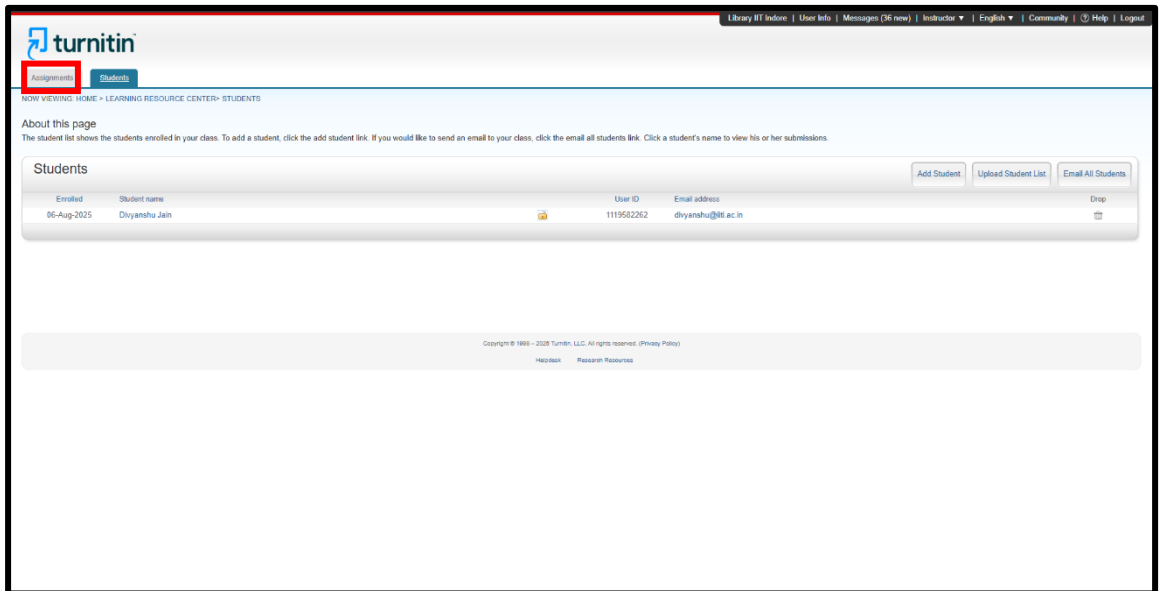
13. Open the assignment and go to “Student” Tab.



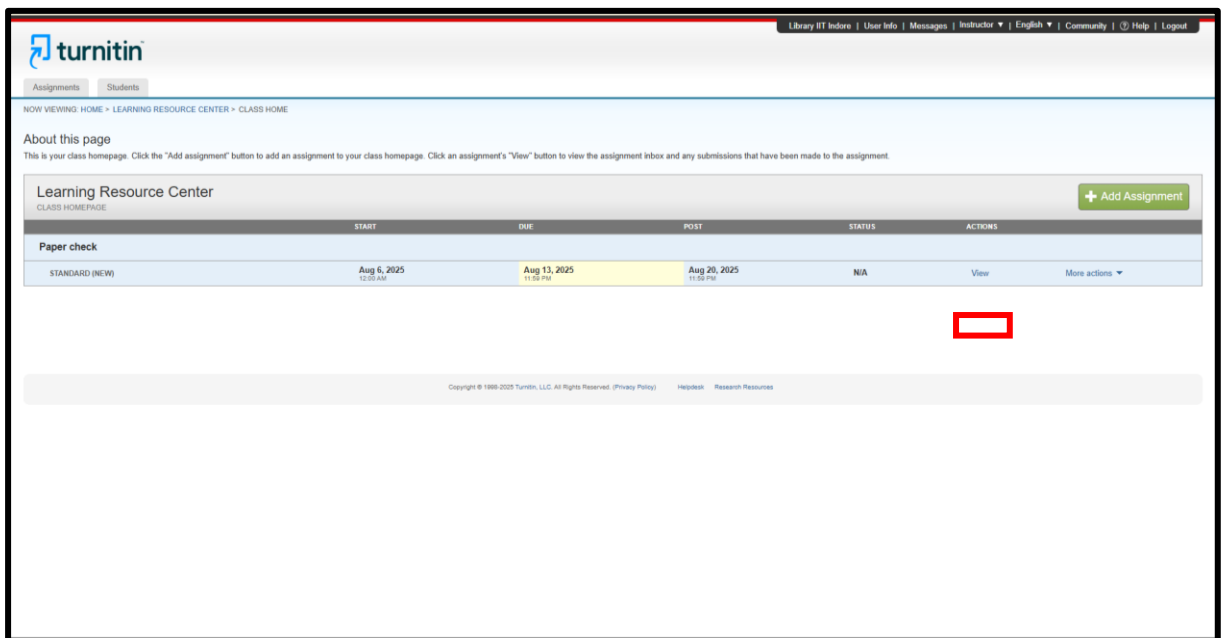
14. Click on “Add Student”.



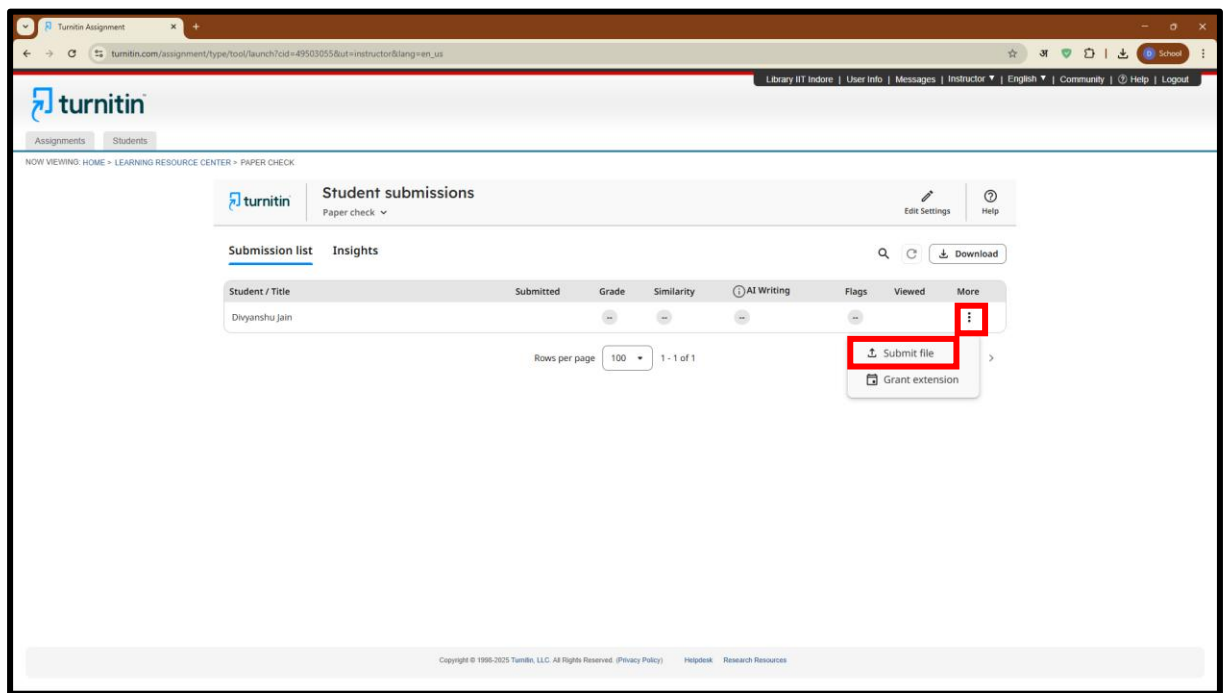
15. Enter the details of Student and Submit.



16. Go to Assignment Tab.

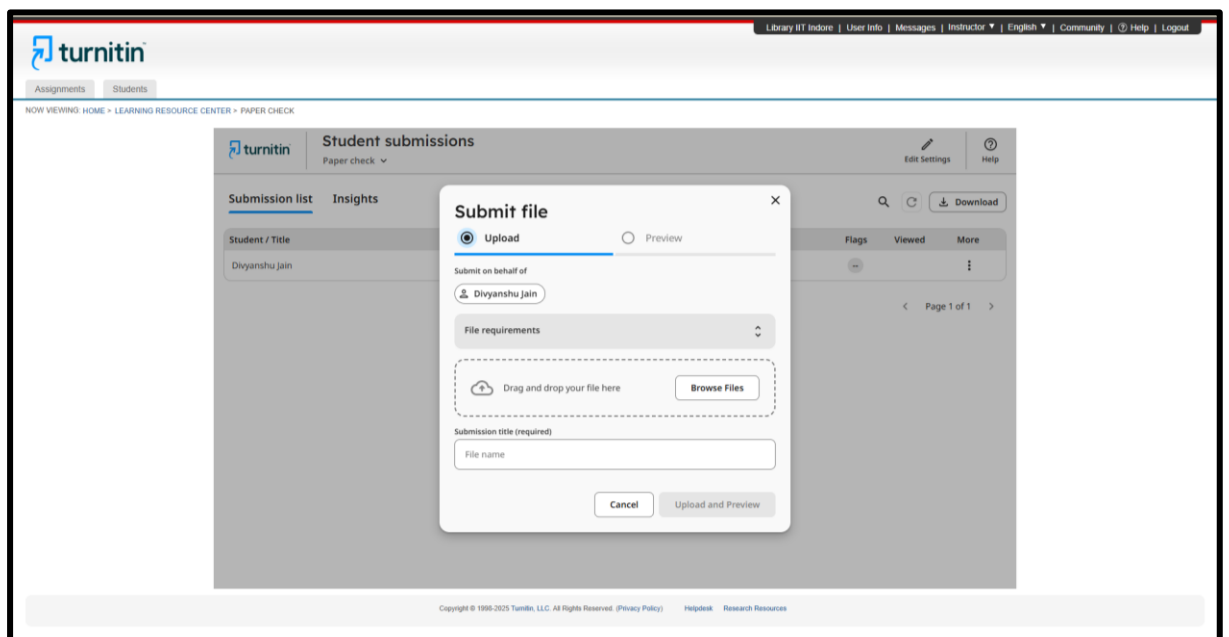


17. Open the assignment by clicking on view.

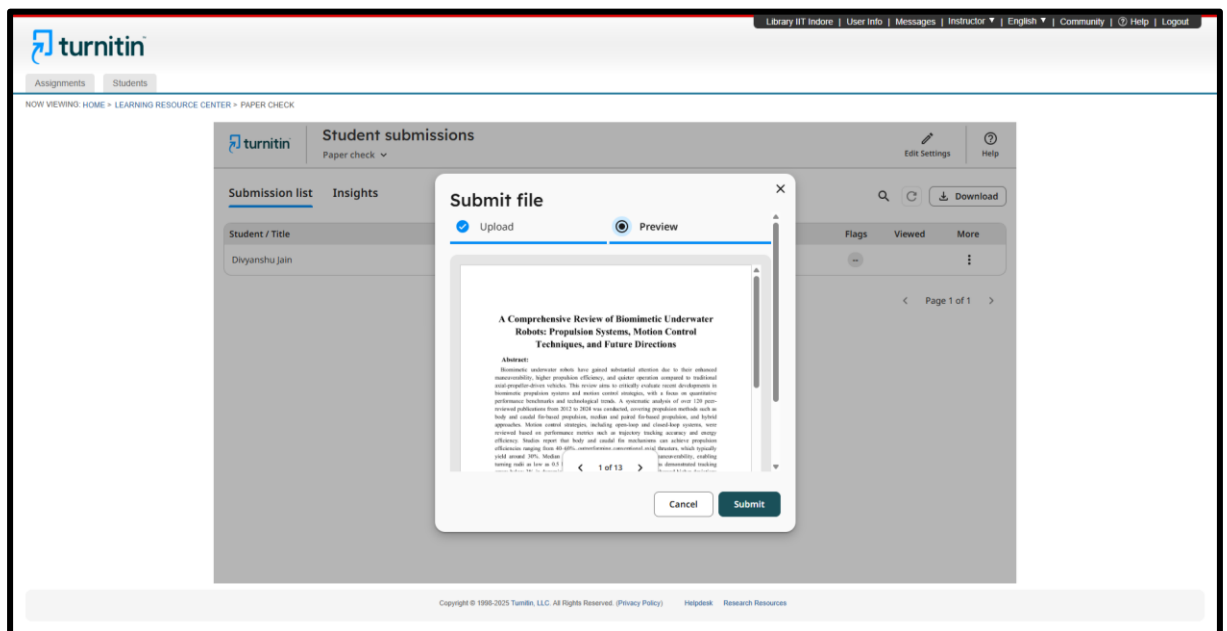


18. Click on three vertical dots and then Submit file against the name of respective users.

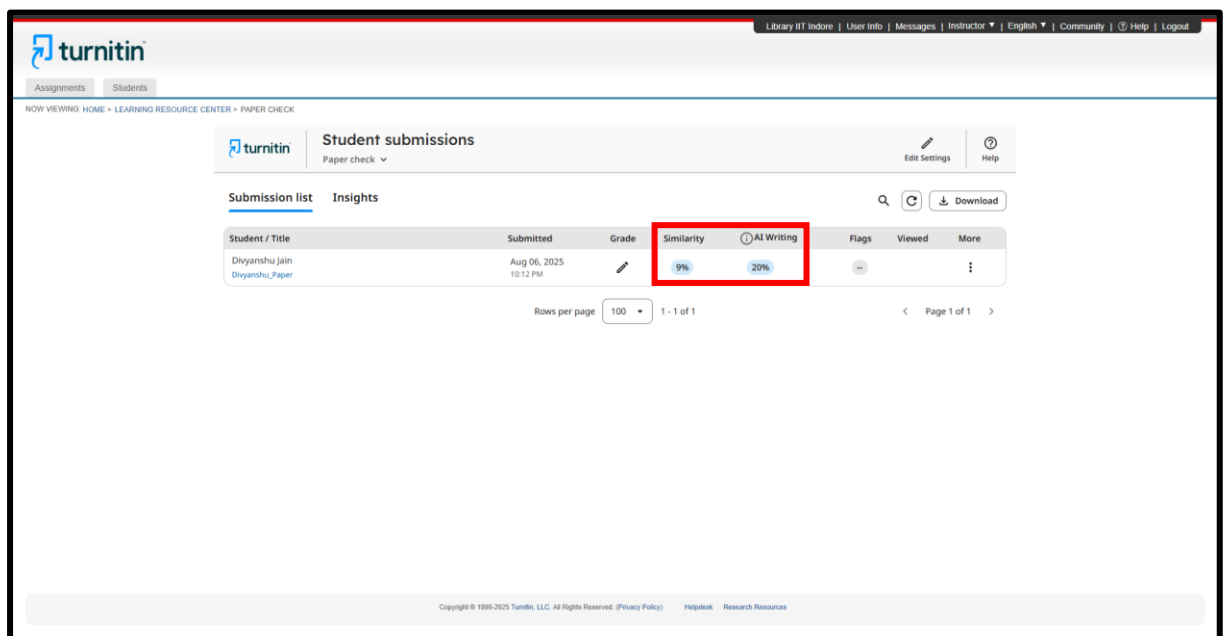
If there are so many students, the instructor can search their name by clicking on 🔍.



19. Once you click Submit File, you must Browse or Drag and drop the file to be check for similarity report and click on Upload and Preview.



20. After preview generated, click on Submit.



21. After some time of submission, Similarity report and AI Writing report will be generated. You can see the report by clicking on the percentage.

The screenshot shows the Turnitin web interface. At the top, the Turnitin logo is on the left, and the user's name 'Divyanshu Jain' and paper title 'Divyanshu_Paper' are in the center. On the right, there's a 'Grade' field showing '0 / 100'. Below this, a navigation bar includes 'Similarity 9%', 'AI Writing 20%', 'Flags', 'Feedback', and 'Rubrics'. The main document area contains a large redacted section (a solid red rectangle) and an 'Abstract:' section. The abstract text discusses biomimetic underwater robots and their propulsion systems. A 'Download' menu is open on the right side, showing options: 'Similarity Report', 'AI Writing Report', 'Grading and Feedback Report', and 'Original File'. Below the menu, a 'Sources' section lists various matches, including 'Rui Wang, Shuo Wang, Yu Wang, Lo...' (2%), 'Qiang Zhao, Tengfei Yang, Guoqia...' (<1%), and 'UC, Boulder on 2024-11-22' (<1%). The bottom status bar indicates 'Page 1 of 13', '4522 words', and '239%'.

turnitin

Divyanshu Jain
Divyanshu_Paper

Grade 0 / 100

Similarity 9% AI Writing 20% Flags Feedback Rubrics

Abstract:

Biomimetic underwater robots have gained substantial attention due to their enhanced maneuverability, higher propulsion efficiency, and quieter operation compared to traditional axial-propeller-driven vehicles. This review aims to critically evaluate recent developments in biomimetic propulsion systems and motion control strategies, with a focus on quantitative performance benchmarks and technological trends. A systematic analysis of over 120 peer-reviewed publications from 2012 to 2024 was conducted, covering propulsion methods such as body and caudal fin-based propulsion, median and paired fin-based propulsion, and hybrid control strategies, including open-loop and closed-loop systems, were performance metrics such as trajectory tracking accuracy and energy

Download

- Similarity Report
- AI Writing Report
- Grading and Feedback Report
- Original File

Sources

Quoted 6%

Missing Citations 3%

0 Missing Citation 0%

0 Cited and Quoted 0%

Not Cited or Quoted
17 matches from 12 sources

- 1 Publication
Rui Wang, Shuo Wang, Yu Wang, Lo... 2%
5 text blocks 48 matched words
- 2 Publication
Qiang Zhao, Tengfei Yang, Guoqia... <1%
2 text blocks 17 matched words
- 3 Student papers
UC, Boulder on 2024-11-22 <1%
1 text block 13 matched words

Page 1 of 13 4522 words 239%

22. Once the report is open, it can be downloaded by clicking on the download button available on the top right corner of the screen.